

BIBENDUM pendant - sospensione

3000K **SE198 BD INT**
2700K **SE198 BE INT**

Paola Navone design

2019

A - LAMPSHADE *paralume* white frosted glass - vetro bianco satinato

M - LAMP *corpo lampada* matt black aluminum - alluminio nero opaco

E - CEILING CUP *rosone* matt black metal - metallo nero opaco

F - SUSPENSION CABLE *fune di sosp.* steel 2 meters - acciaio 2 metri

C - ELECTRICAL CABLE *cavo elettrico* white fabric cable 2 meters - 2 metri bianco telato

ELECTRICAL SYSTEM *disp. elettrico* LED 17W*, 220V, 1700 lm, CRI ≥80

PACKAGING *imballo* 47x47x47 cm





NET WEIGHT *peso netto* 5,6 KG


GROSS WEIGHT *peso lordo* 8,2 KG

IP RATE *grado protezione* IP20

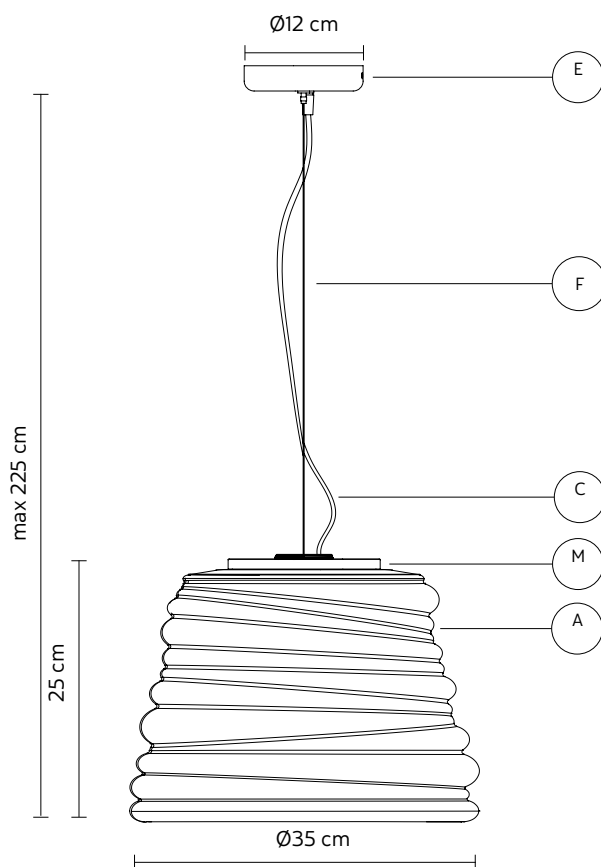
CERTIFICATION *conformità* IEC 60598-1:2014 EN 60598-1:2015

EMISSION *emissione* unidirectional - unidirezionale

-  direct - diretta
-  filtered - filtrata
-  indirect - indiretta
-  none - assente



*(cut phase dimmable - dimmerabile taglio di fase)



apparecchio fornito di sorgenti luminose di classe energetica E
lamp equipped with light sources energy class E

