

A - LAMP corpo lampada matt black aluminum - *alluminio nero opaco*

E - CEILING CUP rosone matt black metal - *metallo nero opaco*

F - SUSPENSION CABLE fune di sosp. steel 2 meters - *acciaio 2 metri*

C- ELECTRICAL CABLE cavo elettrico black 2 meters - *2 metri nero*

ELECTRICAL SYSTEM disp. elettrico 24V, 21,3W 2500Lm, 3000K, CRI≥90

power supply 30+30W equipped - *alimentatore incluso*
spotlight - *faretto*

OPTIONAL accessorio

PACKAGING imballo 160x20x10 cm

NET WEIGHT peso netto 3,4 KG

GROSS WEIGHT peso lordo 5,5 KG

IP RATE grado protezione IP20

CERTIFICATION conformità IEC 60598-1:2014 EN 60598-1:2015

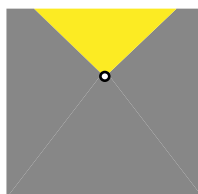
EMISSION emissione unidirectional - *unidirezionale*

 direct - *diretta*


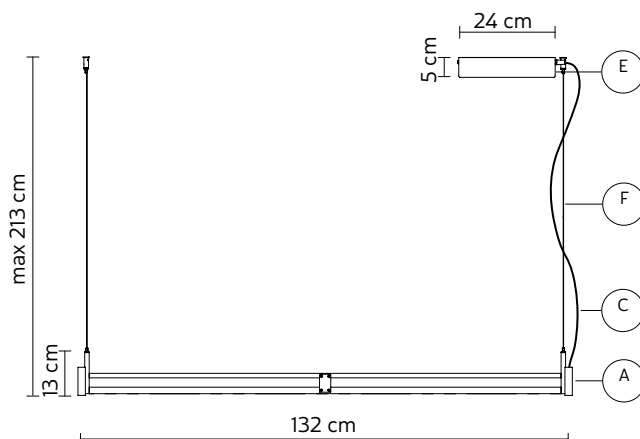
 filtered - *filtrata*

 indirect - *indiretta*

 none - *assente*



*(cut phase dimmable - dimmerabile taglio di fase)



apparecchio fornito di sorgenti luminose di classe energetica E
lamp equipped with light sources energy class E

