

A - LAMP *corpo lampada* matt white aluminum – alluminio bianco opaco

ELECTRICAL SYSTEM *disp. elettrico* 24V, 28W 3300Lm, 3000K, CRI≥90

OPTIONAL *accessorio* power supply equipped – alimentatore incluso

PACKAGING *imballo* 220x40x10 cm


NET WEIGHT *peso netto* 3,8 KG

GROSS WEIGHT *peso lordo* 5,6 KG

IP RATE *grado protezione* IP20


CERTIFICATION *conformità* IEC 60598-1:2014 EN 60598-1:2015


EMISSION *emissione* unidirectional – unidirezionale

 direct – diretta

 filtered – filtrata

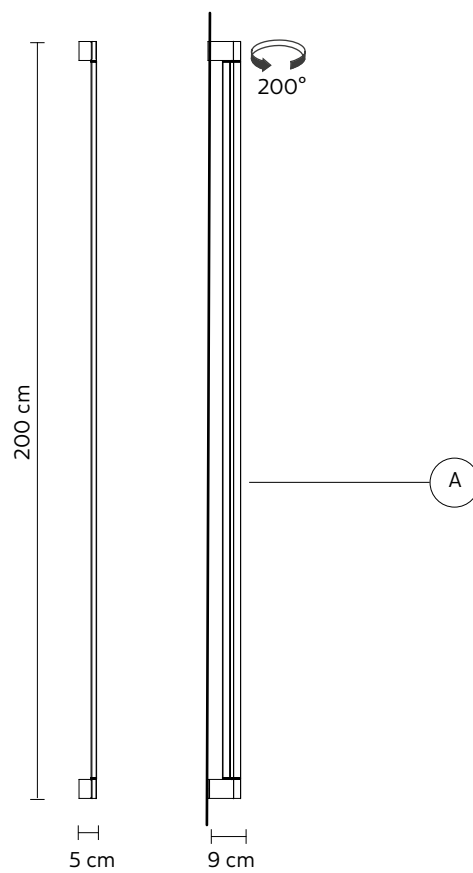
 indirect – indiretta

 none – assente



BEWARE: remote power supply installation

ATTENZIONE: installazione alimentatore a remoto



apparecchio fornito di sorgente luminosa di classe energetica E
lamp equipped with light source energy class E

